



Birlingham Village Forum

These basic instructions should help you get started with the Village Forum, showing you how to find information, add topics and reply to messages.

Getting Started

1. To display the forum, open the following link:

<http://www.birlingham.org/forum/phpBB3/>

Note: If you type the link directly into your web browser make sure the BB3 at the end is in capitals

The 'Board index' screen is displayed.

The screenshot shows the phpBB forum interface. At the top, there's a blue header with the 'phpBB' logo and 'birlingham.org Birlingham Village Forum'. A search bar is on the right. Below the header, there are navigation links like 'Quick links', 'FAQ', 'Register', and 'Login'. A 'Board index' link is also visible. The main content area shows a table with forum topics. The table has columns for 'FORUM', 'TOPICS', 'POSTS', and 'LAST POST'. The first row shows 'Birlingham Village Forum' with 9 topics and 9 posts. Below the table, there are sections for 'LOGIN • REGISTER', 'WHO IS ONLINE', and 'STATISTICS'. At the bottom, there's a footer with 'Board index', 'Contact us', and 'Delete cookies'.

2. Click on **Birlingham Village Forum** in the middle of the screen.

The forum topics are now displayed. Each topic contains information on one subject.

This is a close-up of the forum table entry. A red arrow points from the text 'Click to display list of topics' to the 'Birlingham Village Forum' link in the table. The table entry shows the forum name, a description, and a list icon.

Birlingham Village Forum

New Topic

8 topics • Page 1 of 1

ANNOUNCEMENTS	REPLIES	VIEWS	LAST POST
Welcome to the Birlingham Village Forum by BirlinghamAdmin » Wed Mar 18, 2020 5:13 pm	0	6	by BirlinghamAdmin » Wed Mar 18, 2020 5:13 pm

TOPICS	REPLIES	VIEWS	LAST POST
Offers of Help for those Self Isolating by BirlinghamAdmin » Wed Mar 18, 2020 5:16 pm	0	2	by BirlinghamAdmin » Wed Mar 18, 2020 5:16 pm
Shoots at Birlingham Gun Club CANCELLED by ianyates » Thu Mar 19, 2020 3:00 pm	0	1	by ianyates » Thu Mar 19, 2020 3:00 pm
COVID-19: Five steps to look after yourself and others by BirlinghamAdmin » Wed Mar 18, 2020 5:23 pm	0	3	by BirlinghamAdmin » Wed Mar 18, 2020 5:23 pm
Birlingham Village Hall by BirlinghamAdmin » Wed Mar 18, 2020 5:10 pm	0	2	by BirlinghamAdmin » Wed Mar 18, 2020 5:10 pm
Swan Inn Deliveries by BirlinghamAdmin » Wed Mar 18, 2020 5:07 pm	0	5	by BirlinghamAdmin » Wed Mar 18, 2020 5:07 pm
St James' Church by BirlinghamAdmin » Wed Mar 18, 2020 5:05 pm	0	1	by BirlinghamAdmin » Wed Mar 18, 2020 5:05 pm
The Friends of St James' Church AGM by BirlinghamAdmin » Wed Mar 18, 2020 5:04 pm	0	1	by BirlinghamAdmin » Wed Mar 18, 2020 5:04 pm
Activities Cancelled in the Village Hall by BirlinghamAdmin » Wed Mar 18, 2020 5:03 pm	0	1	by BirlinghamAdmin » Wed Mar 18, 2020 5:03 pm

New Topic

8 topics • Page 1 of 1

3. Click on a blue subject line to open the topic.

The information is displayed in the centre of the screen.

Click to display topic text

TOPICS
Offers of Help for those Self Isolating by BirlinghamAdmin » Wed Mar 18, 2020 5:16 pm
Shoots at Birlingham Gun Club CANCELLED by ianyates » Thu Mar 19, 2020 3:00 pm
COVID-19: Five steps to look after yourself and others by BirlinghamAdmin » Wed Mar 18, 2020 5:23 pm
Birlingham Village Hall by BirlinghamAdmin » Wed Mar 18, 2020 5:10 pm

phpBB **birlingham.org**
forum software Birlingham Village Forum

Search...

Quick links Register

Board index < Birlingham Village Forum

Birlingham Village Hall

Post Reply

1 post • Page 1 of 1

Birlingham Village Hall
by **BirlinghamAdmin** » Wed Mar 18, 2020 5:10 pm

The BVH Committee, after much deliberation, have come to the conclusion unanimously that the Village Hall needs to close. The Hall will close at the end of business today (Wednesday 18th March) and will not reopen until Wednesday 1st July 2020.

A view on reopening the Village Hall will take place on Monday 1st June, when Government guidelines will be followed, so it may be necessary to remain closed for longer.

The BVH Committee apologise to all concerned for the inconvenience this may cause, but in the interest of public safety we believe this is right course of action to take at this time.

Post Reply

1 post • Page 1 of 1

4. Click on **Birlingham Village Forum** near the top of the screen to go back to the list of topics.

Click to display list of topics

phpBB **birlingham.org**
forum software Birlingham Village Forum

Quick links

Board index < **Birlingham Village Forum**

Birlingham Village Hall

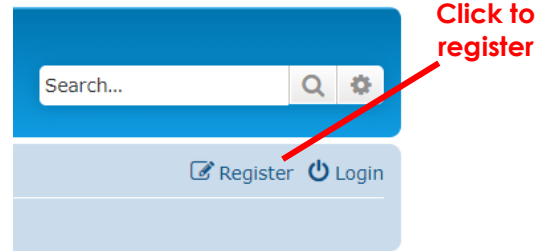
Post Reply

Registering as a User

If you want to add topics or reply to someone else's messages, you need to register and then log in. Registering is a very simple process.

1. Click on **Register** in the top right corner of the screen.

The Terms & Conditions are displayed.



2. Click on **I agree to these terms**.

these conditions. You agree that "birlingham.org" have the right to remove, edit, move I in a database. While this information will not be disclosed to any third party without yo the data being compromised.

Click here

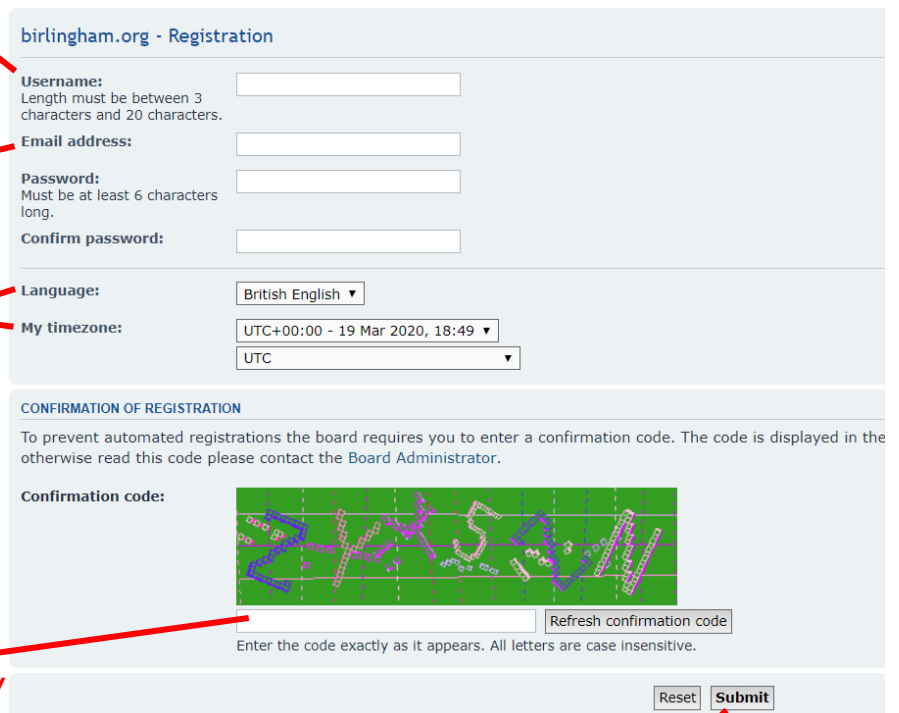
3. Enter the details and click on **Submit**.

We suggest you use your real name (with no spaces) – if we know who we are talking to we are more of a community

Your email address will not be used for anything else or given to anyone else

Do not change these

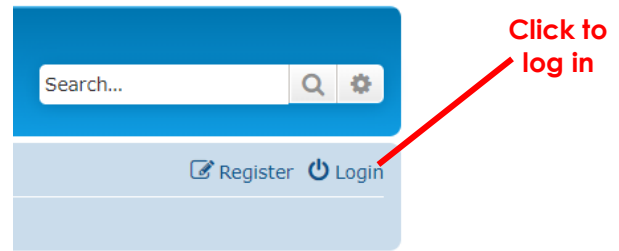
This is annoying but unfortunately necessary



Click to register

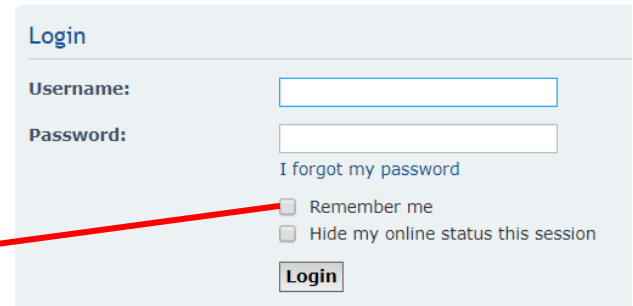
Logging In

1. Click on **Login** in the top right corner of the screen.



2. Enter your username and password, then click on **Login**.

Click on this box if you want your password filled in for you next time



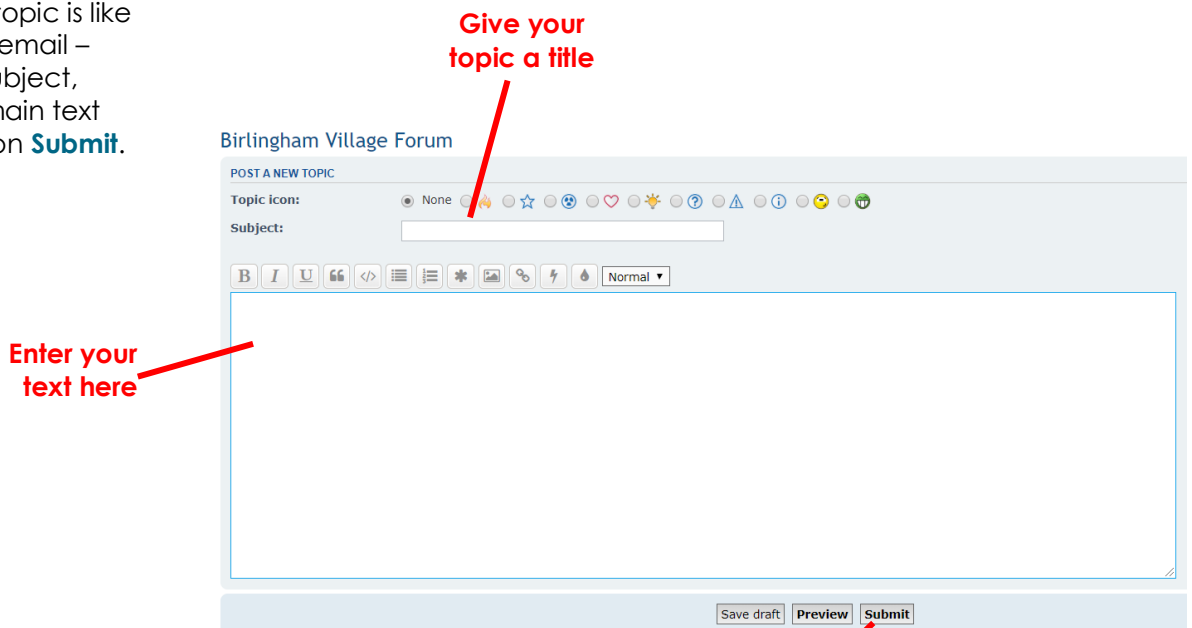
A screenshot of the login form. It has a title 'Login' and two input fields: 'Username:' and 'Password:'. Below the password field is a link 'I forgot my password'. There are two checkboxes: 'Remember me' and 'Hide my online status this session'. At the bottom is a 'Login' button. A red arrow points from the text 'Click on this box if you want your password filled in for you next time' to the 'Remember me' checkbox.

Adding a Topics

1. Click on **New Topic** above the list of topics.



2. Adding a topic is like writing an email – give it a Subject, type the main text and click on **Submit**.



A screenshot of the 'POST A NEW TOPIC' form. It has a title 'Birlingham Village Forum' and a subtitle 'POST A NEW TOPIC'. There is a 'Topic icon:' dropdown menu with 'None' selected. Below it is a 'Subject:' input field. A red arrow points from the text 'Give your topic a title' to the 'Subject:' input field. Below the subject field is a rich text editor with various formatting options (bold, italic, underline, link, etc.) and a 'Normal' dropdown. A large text area is provided for entering the main text. A red arrow points from the text 'Enter your text here' to the text area. At the bottom of the form are three buttons: 'Save draft', 'Preview', and 'Submit'. A red arrow points from the text 'Click to submit your message' to the 'Submit' button.

3. Your message is displayed.

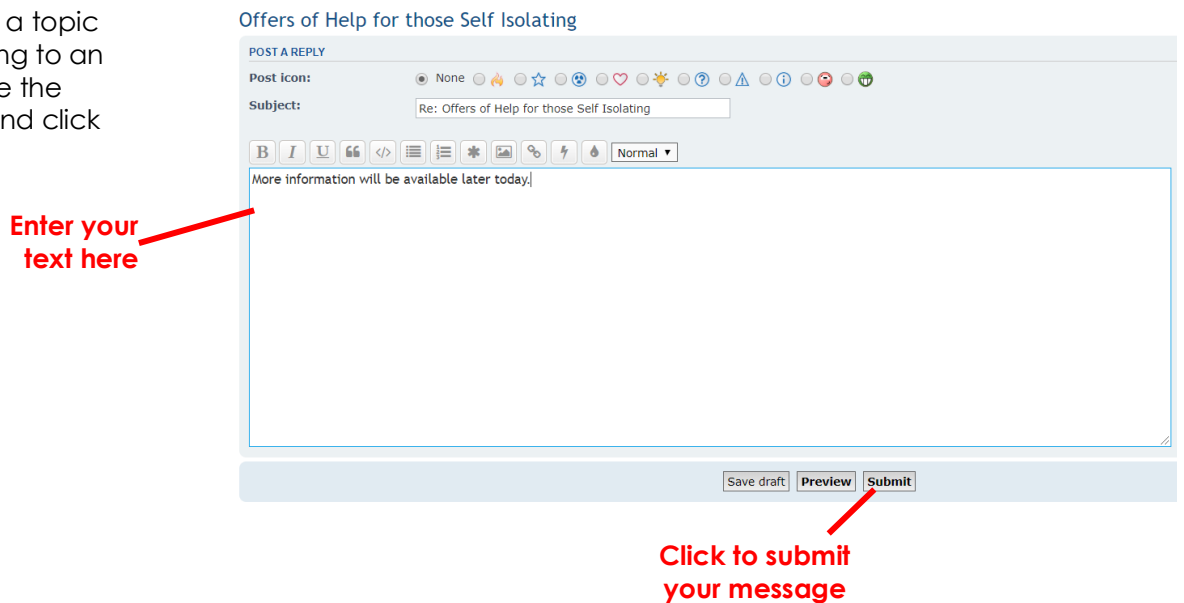
Click on **Birlingham Village Forum** near the top of the screen to go back to the list of topics. Your message will be near the top of the list.

Replying to a Topic

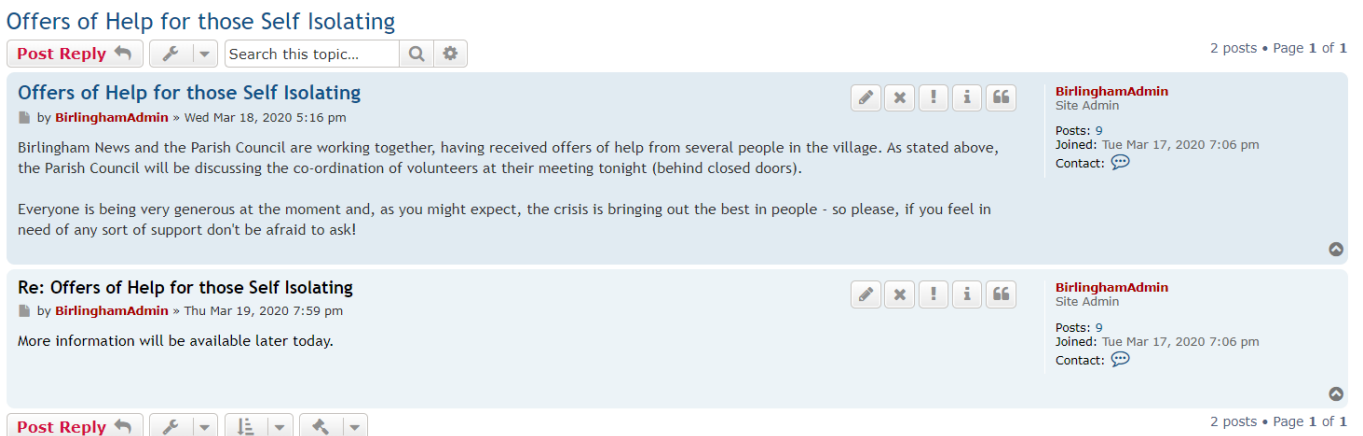
1. To post a reply to a topic (for instance, to answer a question or add more information), display the topic and click on **Post Reply** (either above or below the topic text).



2. Replying to a topic is like replying to an email – type the main text and click on **Submit**.



3. The original message is displayed, with your reply below.



4. Click on **Birlingham Village Forum** near the top of the screen to go back to the list of topics.